

# Happy holidays

CLASS - K.G



# SWASTIK PUBLIC SCHOOL

## CLASS :- K.G

**Dear Parents ,**

Summer Vacation !A long time to rejoice and recreate for all children. It is an appropriate period when the parents spend quality time with their children and try to discover their hidden potential , to realize their talents and raise their self esteem.

- Vacation give children a chance to relax. Besides relaxing , there should be a healthy mix of play and work. Punctuate their relaxed moments with constructive and creative work , this will surely enhance their confidence.
- Encourage your child to take healthy food.
- Take your child for outing and fun. Try to spend maximum time with him/her & develop an everlasting bond.
- Make sure that your child completes his/her homework neatly.
- Help your child inculcate good habits.
- Recite a story to your child and ask him/ her to narrate it.
- Converse with your child in English.

So spend these holidays creating an environment filled with fun , frolic , learning & education.

- Help your child make an attractive handmade folder with Pastel sheet Decorate it and compile all the homework in it.
- Draw your favourite cartoon on A4 size sheet and colour it.
- Learn five lines on your family.
- Use this link for letter sounds recognition for English.  
<https://www.youtube.com/watch?v=DSCD+1A22Sq>
- Download Jolly Phonics app. from the play store.





### Art & Craft :-

- During the summer holidays plan out & create a beautiful scrap book of
  - \* “My summer Memories”
  - \* Photographs
  - \* Tickets of bus / train / Aeroplane.
- Make a stick puppet of your favourite fruit / Vegetable and learn 5 – 6 lines about them.



**We hope you will enjoy these activities and come back to school with a new zeal and enthusiasm.**




# ENGLISH



# Worksheet:-1

Let's make some new  
words from Group I,II & III



# Worksheet:-2

## Picture Blending



p / n / e \_\_\_\_\_



t / c / a \_\_\_\_\_




e / n / h \_\_\_\_\_



d / s / a \_\_\_\_\_



n / t / e \_\_\_\_\_

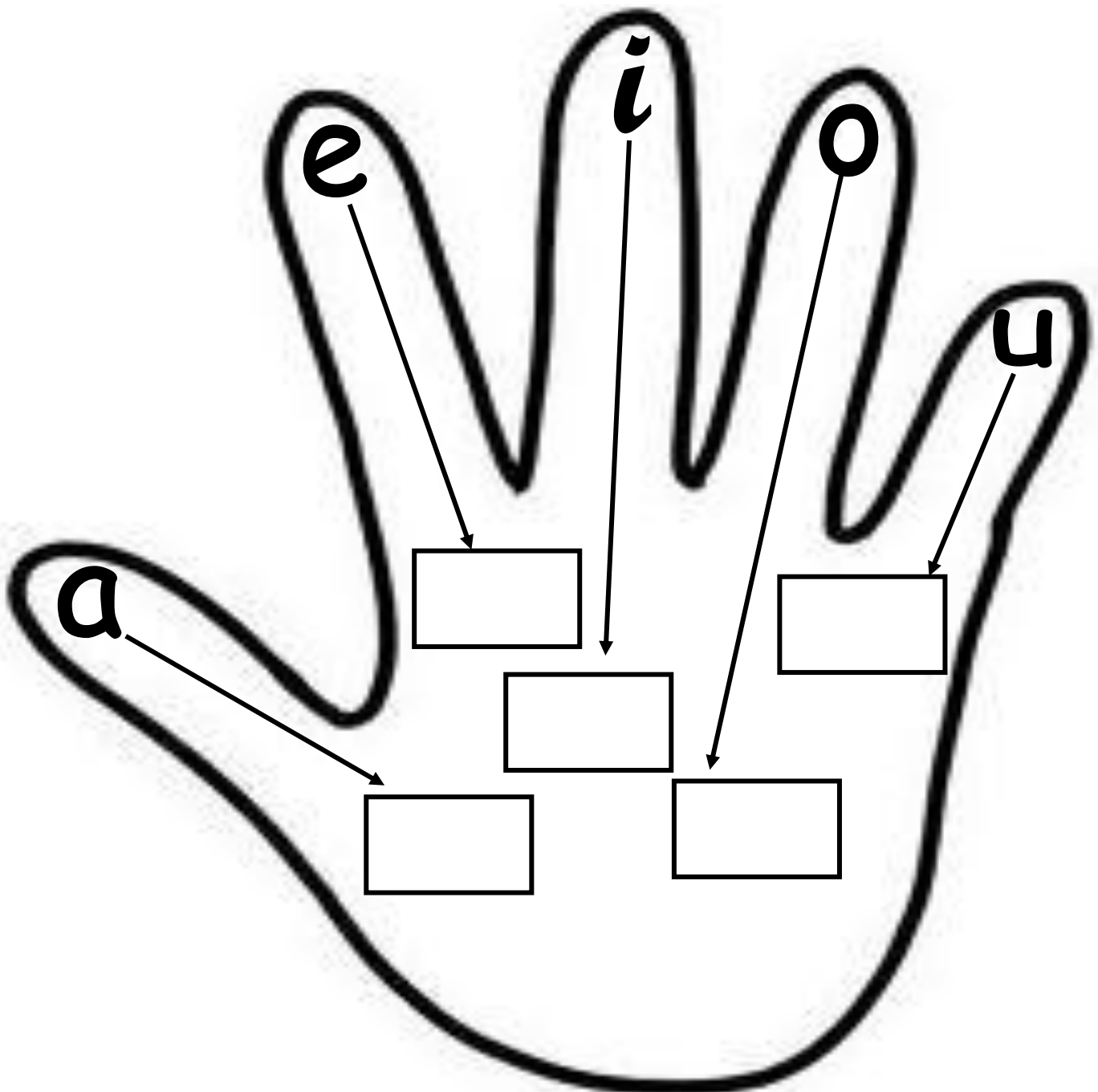


i / p / t \_\_\_\_\_

# Worksheet:-3

Choose the correct word and write in short vowel hand:-

fig , rod , dad ,  
gun , ten




# Worksheet:-4

Look at the given pictures and circle the middle vowel for each:-




a e i o u



a e i o u



a e i o u



a e i o u



a e i o u



a e i o u



a e i o u



a e i o u












a e i o u



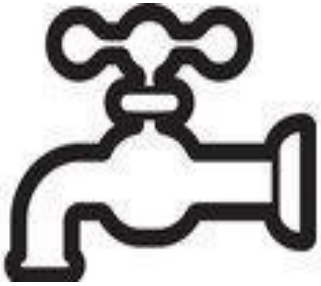
# Worksheet:-5

Write the beginning sound of each word:-

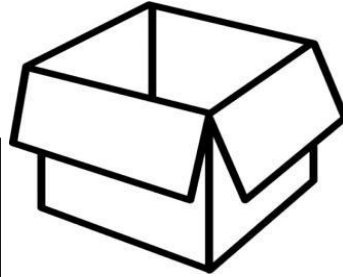
		
a t	e n	o g
		
i p	o t	a t
		
a p	e t	u g

# Worksheet:-6

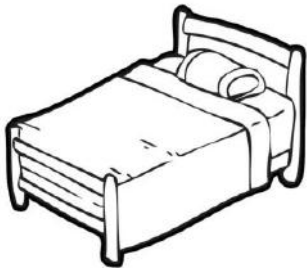
Fill the missing vowel sound :-



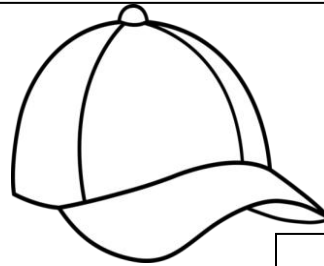
t           p




b           x



b           d



c           p




b           s



s           x



h           t



s           n



l           p




p           n

# Worksheet:-7

Fill in the ending sound in the words:-




ma



pa



ju



lo




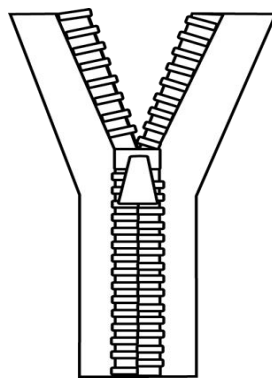
di



ta




peziti




# Worksheet:-8

Draw a line from each word on the left to the rhyming word on the right:-


bag




yum



beg



fin



fog




keg



tin



dog



tag






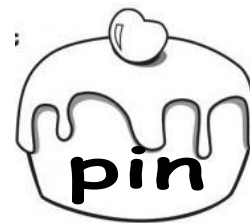
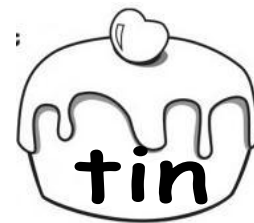








mum



# Worksheet:-9

Colour the words that match the word family:-



# Worksheet:-10

Matching :-

ten

map

bun


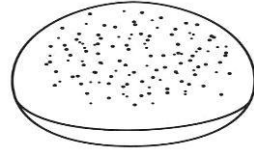
mop

tip


bat

lip

mug




10



# Worksheet:-11

Colour the balloons that have vowels in them.



# MATHS




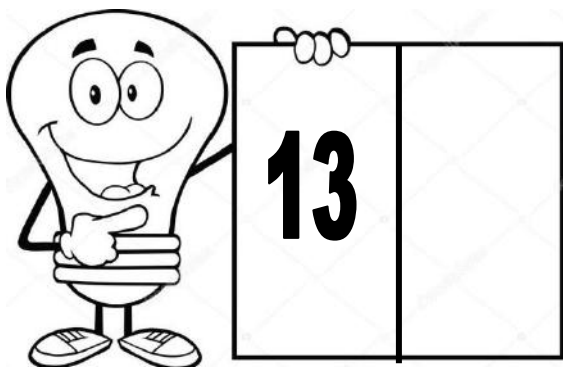


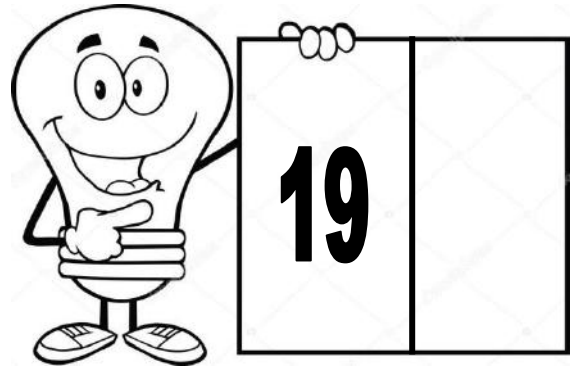



WORKSHEET :- 1

Fill the missing number & colour it.

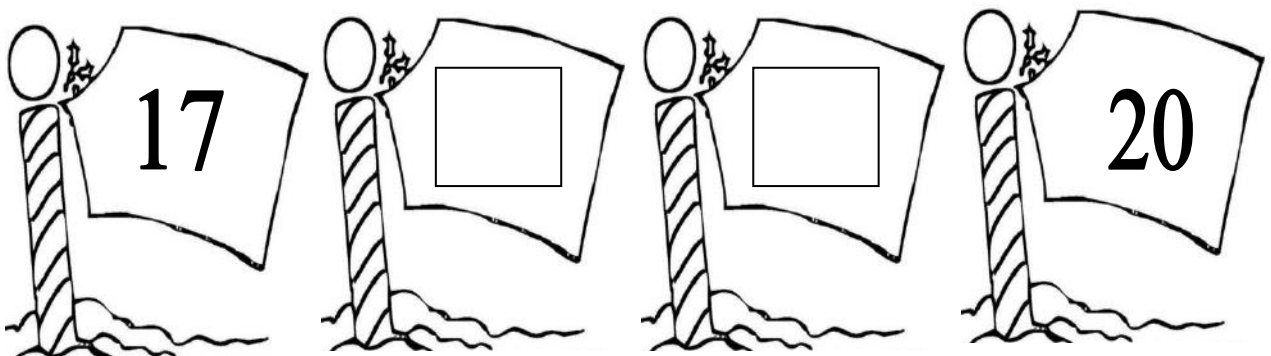
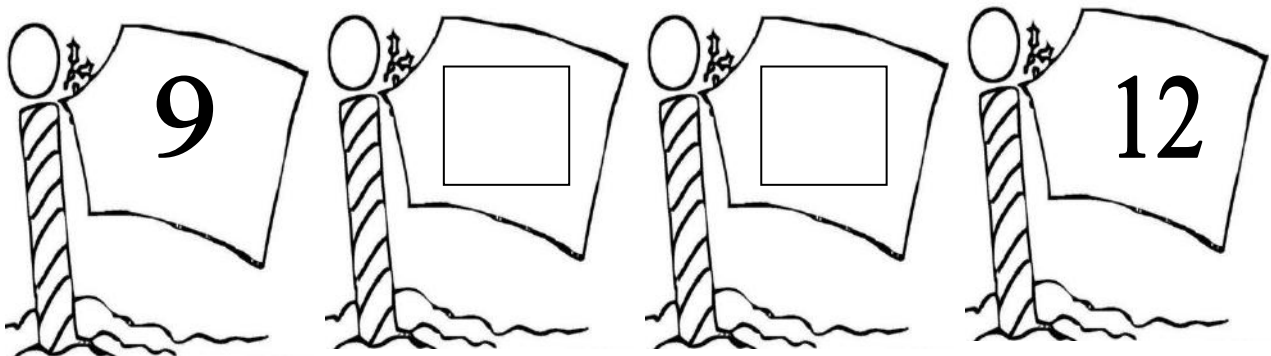

1		3		5			8
9		11		13			16
17		19		21			24
25		27		29			32
33		35		37			40
41		43		45			48
		49		50			

WORKSHEET :- 2  
What comes after



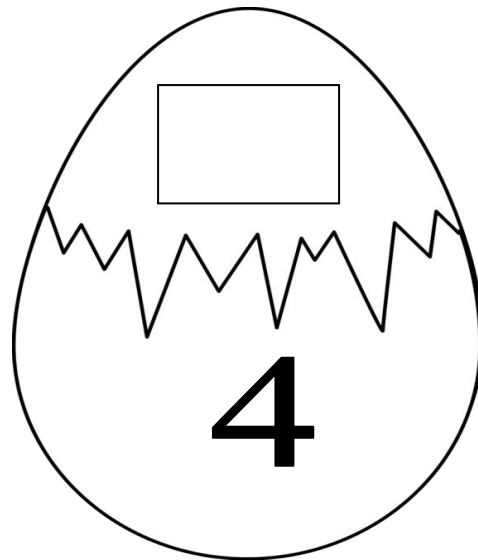


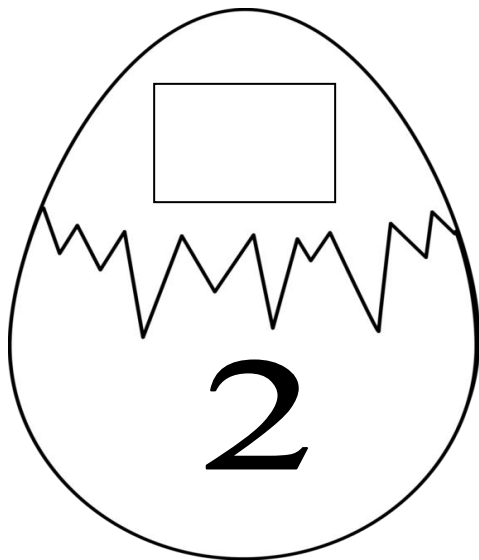
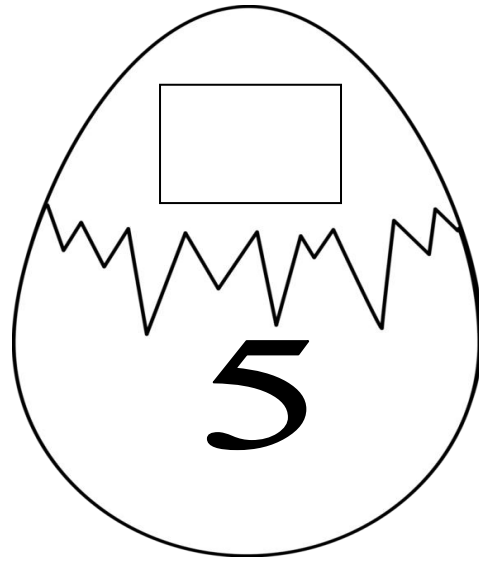

WORKSHEET :- 3

What comes between










WORKSHEET :- 4

What comes before






WORKSHEET :- 5




Do fill ups :-









# WORKSHEET :- 6




Count the pictures and write the correct sign (>, <, =) in each circle:-

		
---	---	--

		
--	--	--

		
---	---	--



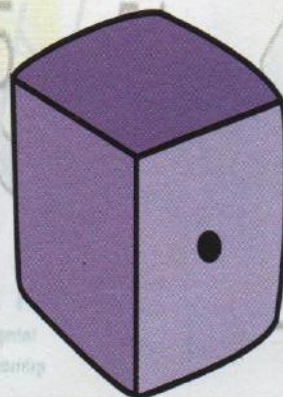



		
---	---	--

		
---	---	---

WORKSHEET :- 7




# Activity Time

Count and write the numbers in the space given.



# WORKSHEET :- 8

## Count & Write






WORKSHEET :- 9

# Activity Time

Join the dots and colour:-



E. V. S



WORKSHEET :- 1

My name is...

\_\_\_\_\_.

All About  
Me!

My favorite food is...

\_\_\_\_\_.

my family

My favorite thing is...

\_\_\_\_\_.




I am

\_\_\_\_\_ years old.

# WORKSHEET :-2

## ACTIVITY TIME

Draw a line to match the objects which go together.



# SWASTIK PUBLIC SCHOOL

## CLASS-KG

### SUMMER HOLIDAY HOMEWORK

#### ENGLISH

Write and learn capital letter ( A to Z) and small letter (a to z) 10 times .

Write down 20 sound of A words for example at, an, am in your notebook.

Workbook- fill page no. 4 to 15 in English work book.

Rhymes- learn two little hands.

#### HINDI

वर्णमाला ( अ से ज्ञ ) तथा दो अक्षर के शब्दों को पांच पांच बार लिखकर याद करो !

हिंदी अभ्यास पुस्तिका- पेज न. 3 से 13 तक करो!

हिंदी कविता- चूहा झाँक रहा है !

चूहा बिल्ली !

दोनों कविताओ को याद करो !

#### MATHS

Write and learn 1 to 100 counting 10-10 times in your notebook.

Maths workbook- page no 4 to 35

## **Gk**

Make a chart of five sense organs.

Gk workbook- complete worksheet no. 1 to 12 in